

# TPUB201

79087-S User Manual

## TPUB201 50m USB 2.0 Extender Kit



**All Rights Reserved**

**Version: 79087S\_2022V1.0**

# TPUB201

## 79087-S User Manual

### Preface

Read this user manual carefully before using the product. Pictures shown in this manual are for reference only. Different product model specifications may vary.

This manual is only for operation instruction, please contact the local distributor for maintenance assistance. The functions described in this version were updated July, 2022. In order to continue improving the product, we reserve the right to make function or parameter changes without notice or obligation. Please refer to the dealers for the latest details.

### FCC Statement

This equipment generates, uses and can radiate radio frequency energy and, if not installed and used in accordance with the instructions, may cause harmful interference to radio communications. It has been tested and found to comply with the limits for a Class A digital device, pursuant to part 15 of the FCC Rules. These limits are designed to provide reasonable protection against harmful interference in a commercial installation.

Operation of this equipment in a residential area is likely to cause interference, in which case the user at their own expense will be required to take whatever measures may be necessary to correct the interference.

Any changes or modifications not expressly approved by the manufacture would void the user's authority to operate the equipment.



# TPUB201

## 79087-S User Manual

### Safety Precautions

To ensure the best performance from the product, please read all instructions carefully before using the device. Save this manual for further reference.

- Unpack the equipment carefully, and save the original box and packing material for possible future shipment
- Follow basic safety precautions to reduce the risk of fire, electrical shock, and injury
- Do not dismantle the housing or modify the module (electrical shock or burn hazard)
- Using supplies or parts not meeting the products' specifications may cause damage, deterioration, or malfunction
- Refer all servicing to qualified service personnel
- To prevent fire or shock hazard, do not expose the unit to rain or moisture, or install this product near water
- Do not put any heavy items on the product's power cable
- Do not remove the housing of the device, as opening or removing the housing may expose you to dangerous voltages or other hazards
- Install the device in a place with sufficient ventilation to avoid damage caused by overheating
- Keep the module away from liquids
- Spillage into the housing may result in fire, electrical shock, or equipment damage. If an object or liquid falls or spills on to the housing, unplug the module immediately.
- Do not twist or pull by force ends of the optical cable. It can cause malfunction.
- Do not use liquid or aerosol cleaners to clean this unit. Always unplug the power to the device before cleaning.
- Unplug the power cord when left unused for a long period of time
- Information on disposal for scrapped devices: do not burn or mix with general household waste, please treat them as normal electrical wastes

### Table of Contents

<b>1. Product Introduction .....</b>	<b>5</b>
1.1 Features .....	5
<b>2. Specifications .....</b>	<b>6</b>
<b>3. Panel Drawings .....</b>	<b>7</b>
3.1 Transmitter .....	7
3.2 Receiver .....	8
<b>4. System Diagram.....</b>	<b>9</b>

# TPUB201

## 79087-S User Manual

### 1. Product Introduction

The TPUB201 is a high-speed USB 2.0 CAT cable extender capable of carrying USB signals up to 50m (164 ft). The receiver acts as a 4-port USB hub, and the transmitter includes a USB-B host port for connecting to a PC. The transmitter is powered by its USB connection, while the receiver includes an external power supply that ensures it is capable of powering multiple connected USB devices (keyboards, mice, etc). With its compact size, this USB extender set provides a fast, flexible, and high-quality solution for USB extension over long distances.

#### 1.1 Features

- High-speed USB 2.0-compliant, with transfer data rates up to 480 Mbps
- Extends USB signals up to 50m (164 ft) over a single Category cable
- Receiver acts as 4-port USB hub, providing 5W power on two ports, and 2.5W on the others
- Compatible with Windows, iOS, and Linux

**Note:** Please contact your distributor immediately if any damage or defect in the components is found.

# TPUB201

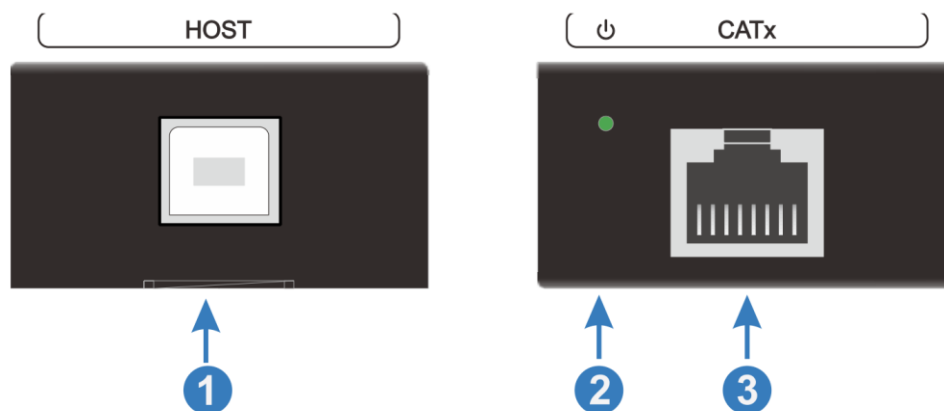
## 79087-S User Manual

### 2. Specifications

<b>Transmitter</b>	
<b>Inputs</b>	1 USB 2.0 (Type-B, Female)
<b>Outputs</b>	1 CATx (RJ45, Female)
<b>Receiver</b>	
<b>Inputs</b>	1 CATx (RJ45, Female)
<b>Outputs</b>	4 USB 2.0 (Type-A, Female)
<b>General</b>	
<b>USB Power Supply Capacity</b>	2x @ DC 5V, 1A (5W) 2x @ DC 5V, 500mA (2.5W)
<b>Data Transfer Speed</b>	480Mbps (max)
<b>Maximum Transmission Distance</b>	164 ft (50m)
<b>Power Supply (Receiver)</b>	<b>Input:</b> 100 ~ 220V AC, 50/60Hz <b>Output:</b> DC 12V, 2A
<b>Power Consumption</b>	24W (max)
<b>Product Dimensions</b>	<b>Transmitter:</b> 1.7" (43mm) x 3.1" (78mm) x 0.9" (23mm) <b>Receiver:</b> 2.5" (64mm) x 3.1" (78mm) x 0.9" (23mm)
<b>Product Weight</b>	<b>Transmitter:</b> 0.2 lbs (91g) <b>Receiver:</b> 0.3 lbs (136g)
<b>Supported Operating Systems (OS)</b>	<b>Windows, iOS, and Linux</b>

### 3. Panel Drawings

#### 3.1 Transmitter

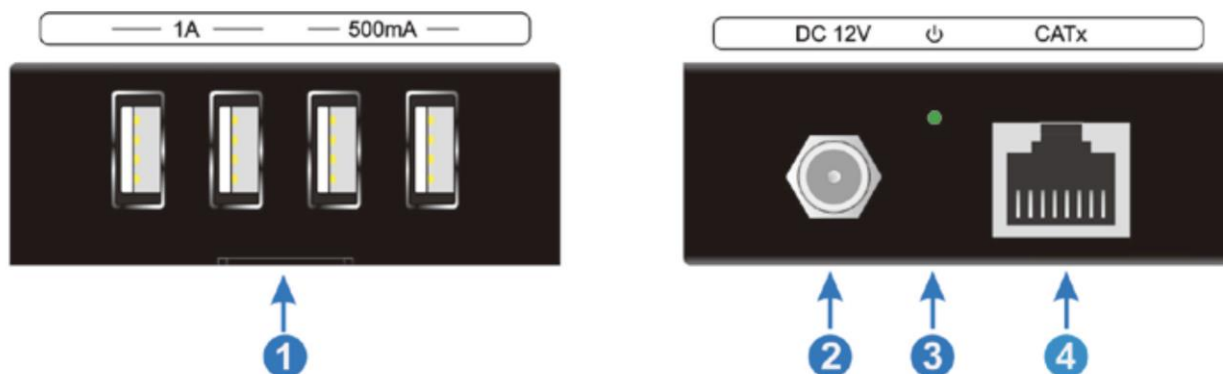


No.	Name	Description
1	Host	Type-B USB port to connect with the computer.
2	Power LED	Illuminates green when the unit is powered on.
3	CATx	RJ45 connector for a CAT5e/6/7 Ethernet cable to connect the transmitter and the receiver.

# TPUB201

## 79087-S User Manual

### 3.2 Receiver



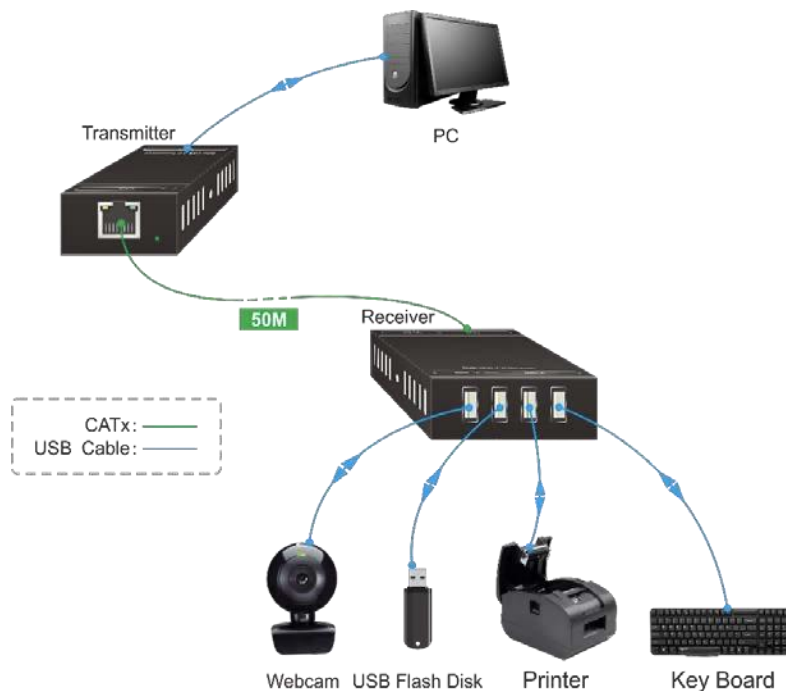
No.	Name	Description
1	USB Ports	Type-A USB ports to connect with keyboards, mouse, microphone, camera and more. The first two ports provide 5V1A each, and the other two output 5V500mA each.
2	DC 12V	DC barrel connector to connect the AC power adapter.
3	Power LED	Illuminates green when the unit is powered on.
4	CATx	RJ45 connector for a CAT5e/6/7 Ethernet 4cable to connect the transmitter and the receiver.



# TPUB201

## 79087-S User Manual

### 4. System Diagram



**Note 1:** This picture is for reference only. The specific scheme is subject to real devices.

**Note 2:** This transmission distance between TX and RX is affected by the followings:

- The lengths of USB cables
- The number of USB hubs cascaded
- The type of Ethernet cable